




# CUT, COLOR & PLAY!

## BIRD SMOLSIE PAPER MASK



**TIP:** Ask a grown-up to help you cut around the mask and the dotted lines of the eyes.

Use thicker paper for a stiffer mask.

Tie a ribbon on both sides of the mask.



Don't forget to add feathers!



**TIP:** Use yarn, glitter or stickers for unique details!